

 **Meden School**  
Burns Lane  
Warsop  
Mansfield  
Nottinghamshire  
NG20 0QN

 +44 (0) 1623 843517  
 [www.medenschool.co.uk](http://www.medenschool.co.uk)  
 [office@medenschool.co.uk](mailto:office@medenschool.co.uk)  
 @MedenSchool  
 medenschool1

**Head Teacher**  
Jim Smith *BSc (Hons), PGCE, MA, NPQH*  
**Executive Head Teacher**  
Ryan Hawley *BSc (Hons), QTS, NPQH*



## Online Tutoring Sessions for Year 10 students.

Dear Parent / Carer,

I hope all is well with you and your family.

We are approaching the final half term of the school year, which means that your child will be sitting end of year exams in June and July, this summer. These exams are very important as they are the first full set of papers that your child will be sitting, in preparation for their exams in Y11.

To help prepare for these exams, we have 50 places available for students to access online tutoring, at home, in Maths, English or Science. We are offering this to Y10 students as they will be sitting their final GCSE exams in a year's time and this tutoring has been proven to potentially help students improve their final GCSE scores by one whole grade.

Your child will complete this tutoring, at home, for 2 hours per week, over 5 weeks.

As there are limited places, the tutoring will be given to students on a first-come, first-served basis.

Students will need access to Google Chrome and will need headphones and a microphone facility. If you would like your child to take part in this but do not have the necessary equipment, please indicate this on the registration form.

The accompanying document gives more information about this tutoring.

The school will fund this tutoring, so all that is required from you and your child is that they commit to taking part in the 10 sessions. Students who have accessed this tutoring before have found it to be extremely useful, and have said that they feel better prepared for the upcoming exams.

If your child would like to access this tutoring, please fill in the registration form by **Monday 9<sup>th</sup> May, at the latest.**

To access the registration form please click on the link below

[Tutoring Registration Form](#)

Or scan the QR code opposite. If you experience any difficulties please contact [office@medenschool.co.uk](mailto:office@medenschool.co.uk)



Kind regards,

Mrs Brett  
Deputy Headteacher

# All about MyTutor



## What is MyTutor?

MyTutor matches pupils with kind and friendly tutors studying at top universities somewhere in the UK. Our tutors are talented, bright, and have recently sat their GCSEs and A Levels, so they understand how stressful exams can be.

With regular attendance, MyTutor lessons can help pupils gain confidence in their subject and improve by 1 whole grade, after just 10 weeks.

“ My favourite thing about MyTutor is how well I have improved in both Maths and English due to the tutors being very patient and determined to help me succeed!”

MyTutor GCSE Pupil

## What you need to get started

To have online lessons at home, all you'll need is a laptop or PC, and a microphone headset. We'll take care of the rest!

## Your first lesson

Our one-to-one and small group lessons happen live, in our interactive online lesson space. Your child will be able to see, speak, draw and type with their tutor. You can see a preview of what it looks like [here](#). In the first lesson, the tutor will:

- 🌸 Say a friendly hello and do a quick introduction
- Talk to your child to understand a bit about how they like to learn, their personality, and any specific topics they find tough in their tutored subject
- ▲ Use guidance from your child's teacher to tailor the lesson, focusing on areas where your child could use some extra help






After each lesson, the tutor will write up a report so that teachers can keep an eye on what's been covered and get updates on your child's work.

# Getting set up



## How to log in

Logging in to MyTutor is really simple. Here's how you do it:

-  Double check your child's username and password with the teacher running the MyTutor lessons
-  Log in from this page: [mytutor.co.uk/schools/login](https://mytutor.co.uk/schools/login)
-  Make sure to use Google Chrome on PCs, or Safari on Apple devices
-  Refresh the page 5 minutes before the start of the lesson
-  To enter the lesson space just click 'Launch'



## Rescheduling lessons

We understand that sometimes things come up. If you need to reschedule a lesson, we just ask that you let the school know with as much notice as possible - ideally at least 3 days in advance.

This will give us enough time to adjust the timetable and make sure there's a tutor available, without having to charge the school.

If your child misses more than 2 lessons in a row without a good reason, they may be replaced by another pupil, so please encourage them to attend every week and let their teacher know if they can't make it.

## Need a hand?

If you have any general questions about the MyTutor programme, your child's school will be able to help. For any technical problems, or advice on how to use the platform, you can reach us on:

Email: [schools@mytutor.co.uk](mailto:schools@mytutor.co.uk) Phone: 0203 773 6025

## Cover tutors

Your child will be matched with 2 to 3 tutors along their MyTutor learning journey. Naturally, our tutors can have last-minute emergencies come up. If this happens, and there is no tutor in the lesson space at the start of your child's lesson - don't worry - we're on it!

We'll be working in the background to find the perfect cover tutor to match with them ASAP and they will be able to pick up right where their last tutor left off.

If your child has to wait for a tutor, just keep the lesson space open and encourage your child to wait whilst we find the best cover tutor to take over the lesson.

## Safety first

---

Our tuition programmes are trusted by 1000+ schools, and we've put lots of measures in place to keep children safe during lessons. Here are a few key points to put your mind at ease:

- 🌸 We personally interview every tutor and make sure they have a clean, enhanced DBS certificate, with the barred list checked
- All communication takes place on our platform and no personal details are shared
- ✚ All lessons are recorded and you can watch them back for up to three months



## Safety concerns

---

If you have a safety concern at any time, please let us know straight away by emailing [schools@mytutor.co.uk](mailto:schools@mytutor.co.uk) as well as reaching out to your school's Designated Safeguarding Officer.

For more information on how we keep pupils safe, please read our full [safeguarding policy](#).

## Our home learning tips

---

Our lessons are a great way to support all the learning that goes on in the classroom. If your child's doing their MyTutor lessons at home, we have a few tips to help them get the most out of their sessions:

- 🌸 If you have room, set up a quiet, de-cluttered space for your child to work
- Try to remove any digital distractions during lessons - making sure their phone is tucked away and out of sight, for example
- ✚ Check in with your child to ask how they're finding the lessons and how they're getting on with their tutor

## Technical Issues, sorted

---

In case you run into any tech issues during your child's lessons, we've put together a [parent support site](#). This tells you how to solve some of our most common tech problems and includes popular frequently asked questions (FAQs). If you still can't find an answer, you can contact or call, and a member of our team will help.